

Floral Marquee Tiering Options

General notes for all options:

- Diagrams show END ELEVATION (depth of exhibit plus height/tiers)
- Minimum frontage 3m (10ft) available at 1.5m (5ft) increments
- Specials can be built upon request

Option 1

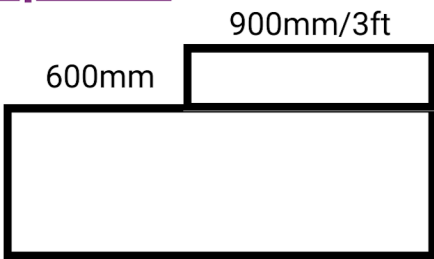


1.5m/5ft - 2.1m/7ft

Depth of exhibit x height off the ground

- 1a) 1.5m/5ft x 300mm/1ft
- 1b) 1.5m/5ft x 600mm/2ft
- 1c) 2.1m/7ft x 300mm/1ft
- 1d) 2.1m/7ft x 600mm/2ft

Option 2 (2 Tier)

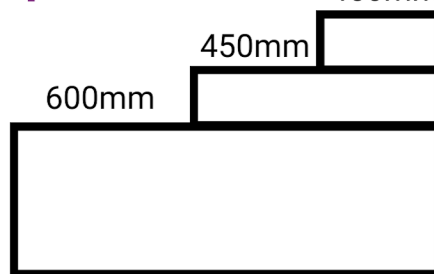


1.5m/5ft

225mm/9in

600mm/2ft
(Height also available at 300mm/1ft)

Option 3 (3 Tier)



1.5m/5ft

225mm/9in

225mm/9in

600mm/2ft
(Height also available at 300mm/1ft)

Option 4

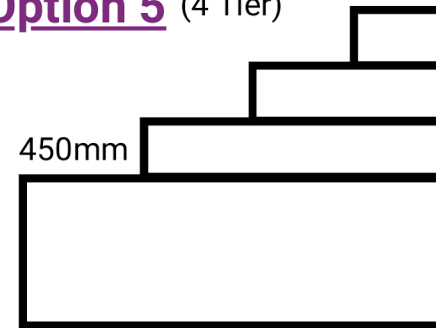


600mm/2ft

600mm/2ft

This is an add-on section for options 2 & 3, to be placed at the front, increasing the depth to 2.1m/7ft
Also available 600x300mm

Option 5 (4 Tier)

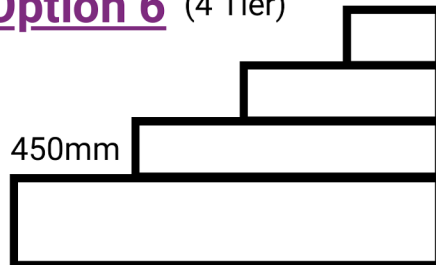


1.8m/6ft

225mm/9in

600mm/2ft
(Height also available at 300mm/1ft)

Option 6 (4 Tier)



1.8m/6ft

225mm/9in

300mm/1ft
(Height also available at 300mm/1ft)

Option 7

Island site 3m x 3m or 4.5m x 4.5m (10ft x 10ft or 15ft x 15ft)
Height of 300mm/1ft or 600mm 2ft